



lumini Solucoes em Iluminacao LTDA
www.lumini.com.br
Email: laboratorio@lumini.com.br
Tel: +55 11 3437-5555 Fax: +55 11 3437-5555
Address: Rua Ferreira Viana, 716 - Socorro - São Paulo/SP

lumini

LumCAT:

Luminaire: no frame flex difusa sm a e

LampCAT: modulo led 6.5W 30K irc 90

Ballast type: led driver 700mA

Report No:

Voltage(V): 127.9100

Test No:

Current(A): 0.0640

Number of Lamps: 1

Power (W): 7.7730

Lamp flux(lm): 938.0

PF: 0.9540

Length(mm): 55

Width(mm): 55

Phm Type: C

Height(mm): 0

Photometric Results

Lumens(lm): 316.85, Efficiency(%): 33.78% , Luminous Efficacy(lm/W): 40.76

Central intensity(cd): 216.911, Maximum intensity(cd): 216.911

Angle of maximum intensity: $C=0.0$ $\gamma=0.0$

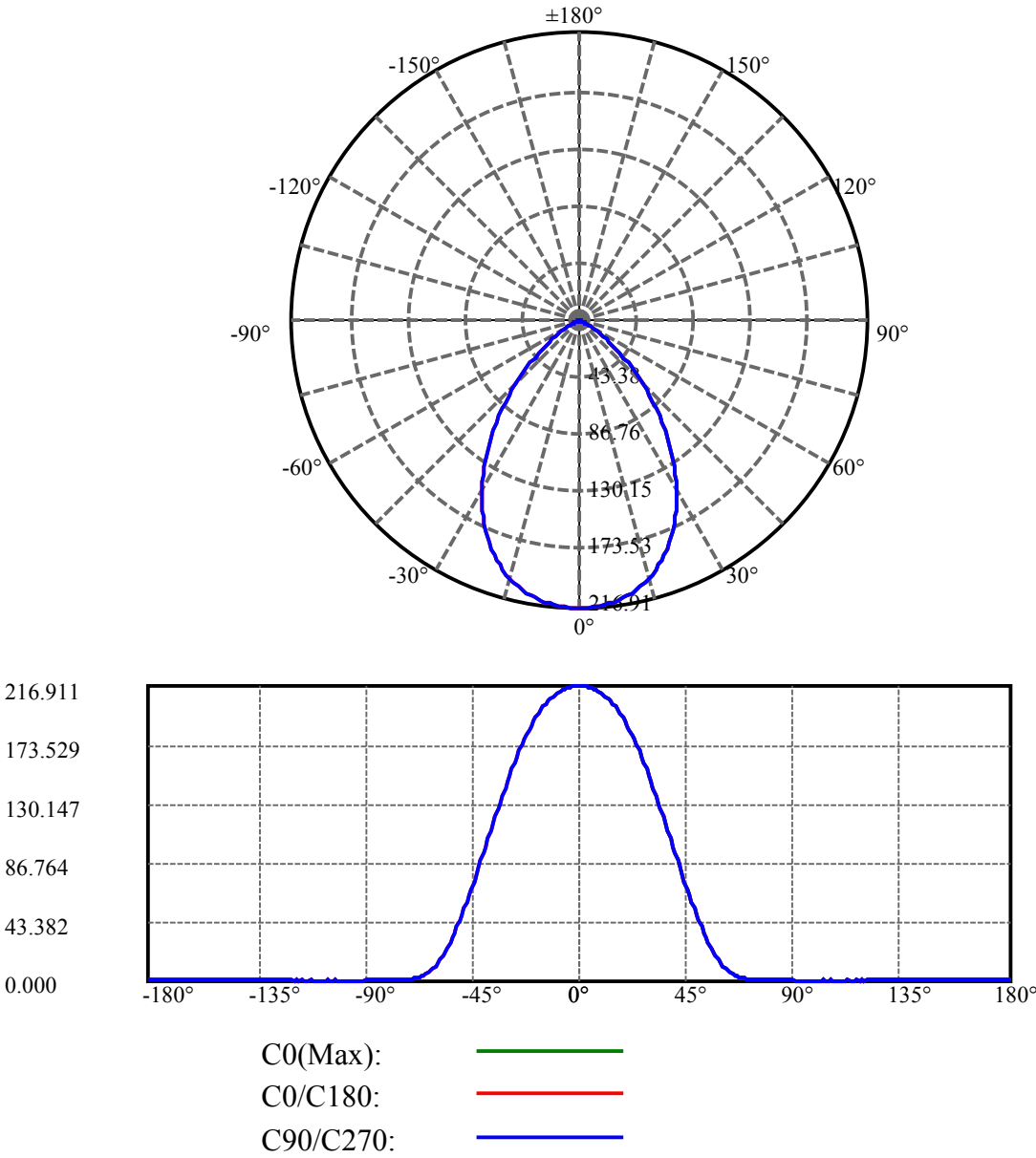
Beam angle of C0 plane : 74.58

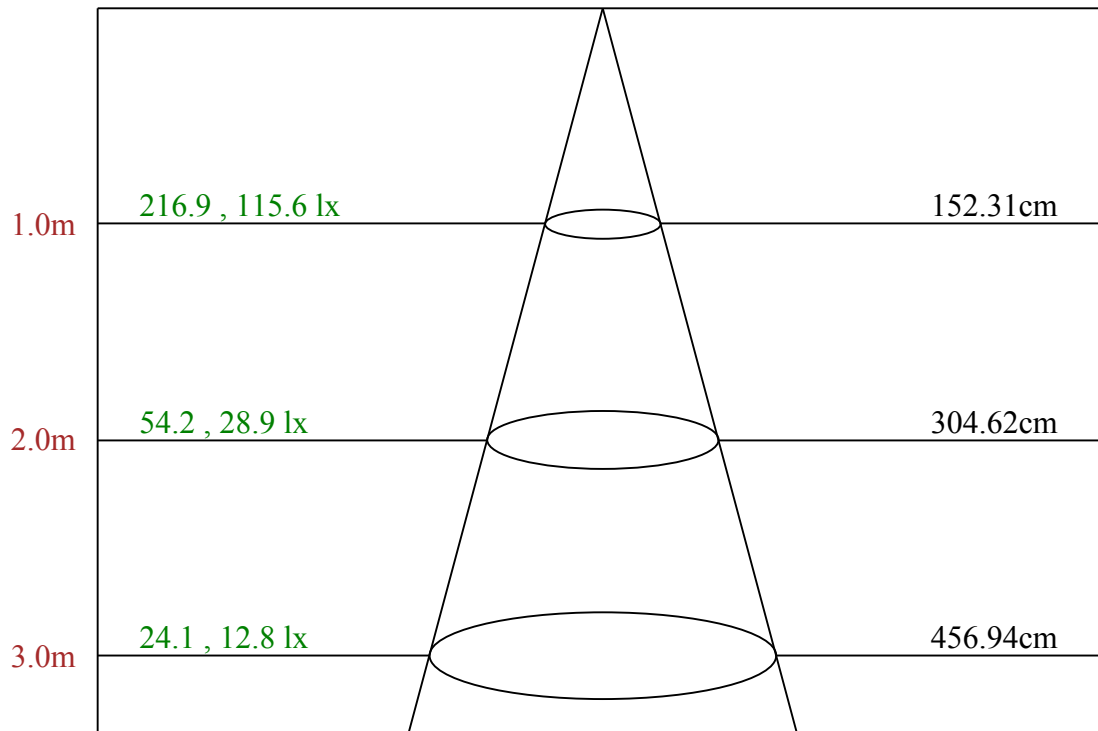
Average BeamAngle(IEC 61341): 74.58

Equipment: equipamento lumini
Temperature(°C): 25.0

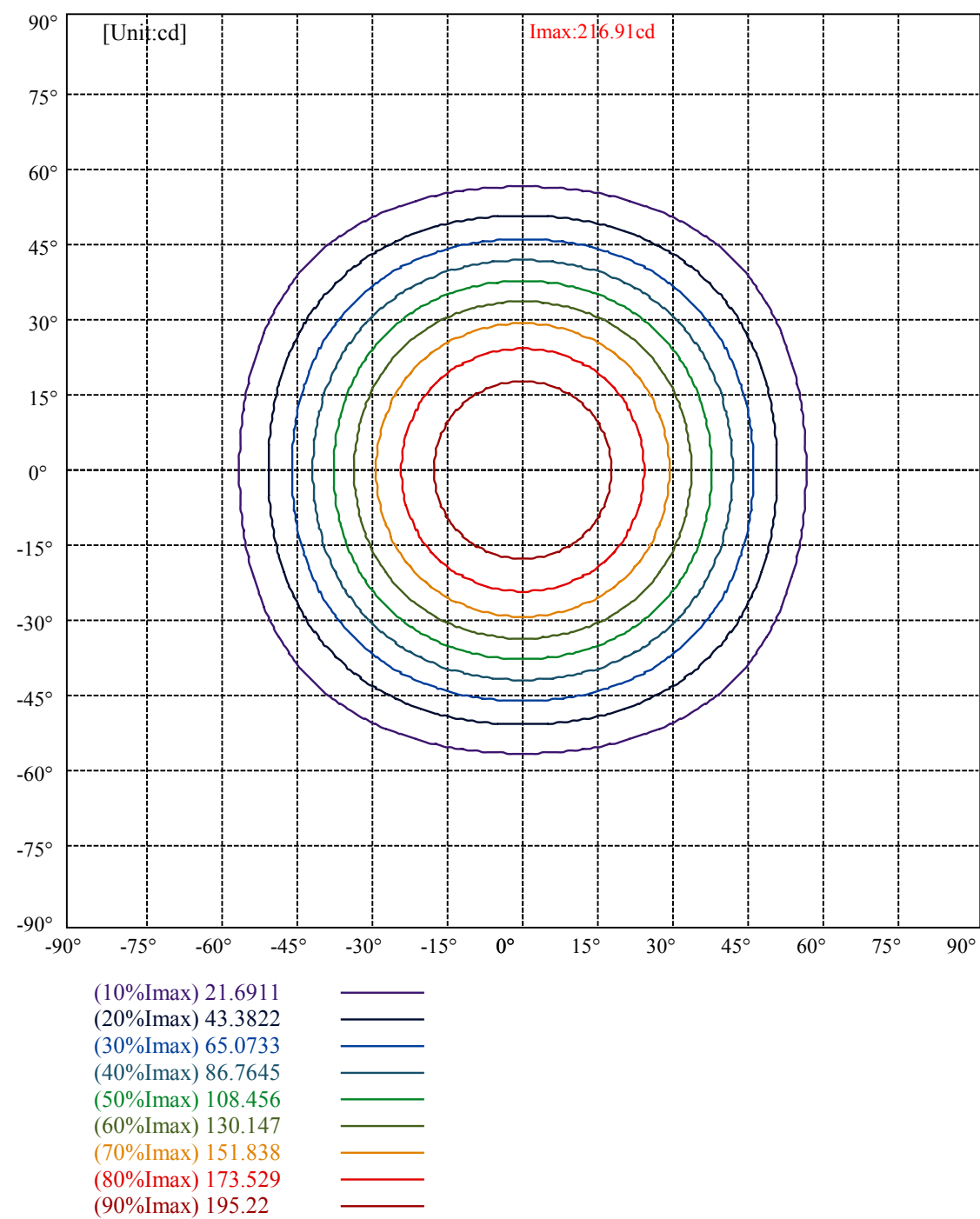
Date: 02/06/2025
Humidity(%): 58.0%

Operator: 01
Distance(m): 6.90





Max , Ave Beam angle of C0 plane 74.58



Luminance Table

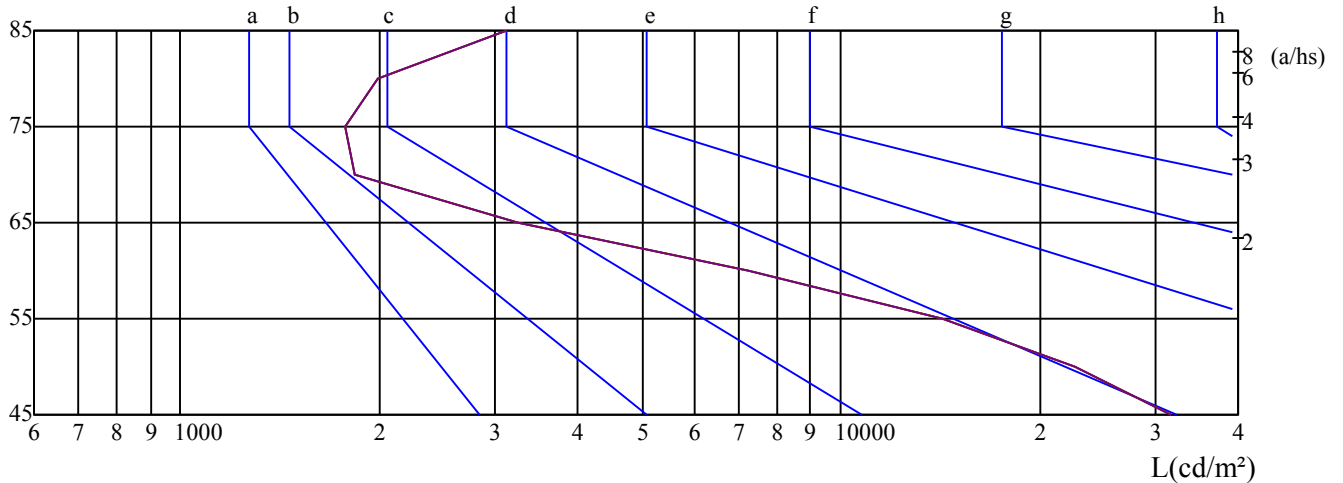
γ	45	50	55	60	65	70	75	80	85
C0	31723	22673	14241	7236	3235	1841	1779	1994	3115
C45	31723	22673	14241	7236	3235	1841	1779	1994	3115
C90	31723	22673	14241	7236	3235	1841	1779	1994	3115

L(Hor)(65)	L(Ver)(65)	L45(65)	L(Hor)(75)	L(Ver)(75)	L45(75)	L(Hor)(85)	L(Ver)(85)	L45(85)
3235	3235	3235	1779	1779	1779	3115	3115	3115

Glare Table

Glare	Quality	Service Values Illuminance(lx)							
1.15	A	2000	1000	500	≤ 300				
1.5	B		2000	1000	500	≤ 300			
1.85	C			2000	1000	500	≤ 300		
2.2	D				2000	1000	500	≤ 300	
2.55	E					2000	1000	500	≤ 300
		a	b	c	d	e	f	g	h

Luminance Limiting Curve

 $\gamma(^{\circ})$ 

C0 ———

C45 ———

C90 ———

Illumination assessment according UGR											
Rf of Ceiling	70	70	50	50	30	70	70	50	50	30	
Rf of Wall	50	30	50	30	30	50	30	50	30	30	
Rf of Floor	20	20	20	20	20	20	20	20	20	20	
Room dimensions		Viewed crosswise					Viewed endwise				
X	Y										
2H	2H	22.21	23.42	22.60	23.77	24.13	22.60	23.81	22.99	24.16	24.52
	3H	22.09	23.16	22.50	23.53	23.92	22.49	23.56	22.91	23.94	24.32
	4H	22.02	23.01	22.44	23.40	23.80	22.42	23.41	22.85	23.80	24.21
	6H	21.96	22.87	22.40	23.28	23.72	22.37	23.28	22.81	23.68	24.12
	8H	21.90	22.77	22.35	23.19	23.64	22.31	23.18	22.75	23.59	24.04
	12H	21.85	22.68	22.30	23.10	23.56	22.26	23.08	22.71	23.51	23.97
4H	2H	22.17	23.16	22.60	23.55	23.96	22.53	23.52	22.96	23.91	24.32
	3H	22.03	22.85	22.49	23.28	23.73	22.41	23.23	22.86	23.65	24.11
	4H	22.00	22.71	22.47	23.16	23.65	22.38	23.09	22.84	23.54	24.03
	6H	21.90	22.53	22.40	23.01	23.50	22.28	22.91	22.78	23.39	23.88
	8H	21.87	22.45	22.38	22.94	23.44	22.24	22.83	22.75	23.31	23.82
	12H	21.84	22.38	22.36	22.86	23.42	22.22	22.76	22.74	23.24	23.79
8H	4H	21.84	22.42	22.35	22.91	23.42	22.21	22.80	22.72	23.28	23.79
	6H	21.73	22.22	22.26	22.72	23.27	22.11	22.59	22.64	23.10	23.65
	8H	21.75	22.17	22.30	22.72	23.25	22.12	22.54	22.68	23.09	23.62
	12H	21.73	22.08	22.29	22.62	23.18	22.11	22.45	22.67	23.00	23.55
12H	4H	21.80	22.33	22.31	22.81	23.37	22.17	22.71	22.68	23.19	23.74
	6H	21.73	22.15	22.28	22.69	23.23	22.10	22.52	22.66	23.07	23.60
	8H	21.71	22.05	22.27	22.60	23.15	22.08	22.43	22.64	22.97	23.52
Variation with the observer position at spacings:											
S = 1.0H		1.1/-3.0					1.1/-3.0				
S = 1.5H		2.8/-7.7					2.8/-7.7				
S = 2.0H		5.5/-9.8					5.5/-9.8				
Standard tables:		BK0					BK0				
Uncorrected UGR		2.6					2.6				

依据CIE Publ. 117 计算 UGR, S/H = 0.25